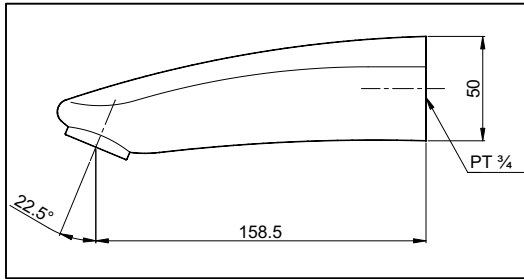
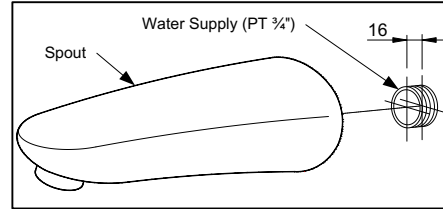


**TOTO****"FIORE" BATH SPOUT ( PT<sup>3/4</sup>" ) TX441SFV1****SPECIFICATIONS****INSTALLATION****TROUBLESHOOTING**

PROBLEM	CHECK POINT	SOLUTION
Flow rate unsatisfactory	1	Remove and clean

**OPERATING CONDITIONS**

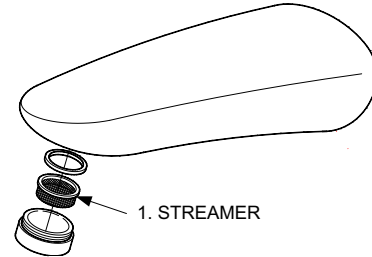
1. Water supply pressure : 0.05 ~ 0.75 MPa.
2. Ensure that water supply is clean ( No Sand, Dirt, Etc.)

**MAINTENANCE**

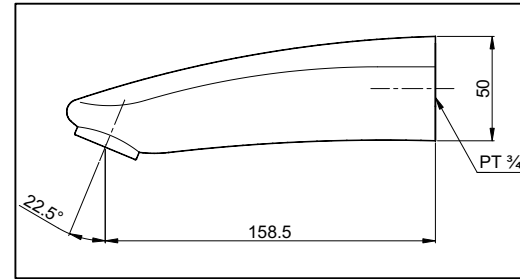
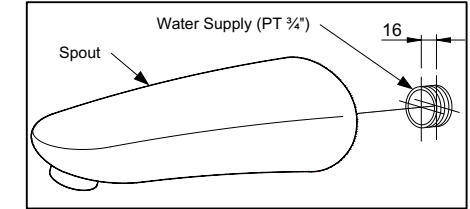
Always wipe chrome plated area with dry soft cloth, and sometimes wipe it with cloth soaked in mild soap.

**ATTENTION**

Use of abrasive cleaning material such as; detergents containing hydrochloric acids, thinner, polishing powder, and nylon brush is not recommended



S06439R

**TOTO****"FIORE" BATH SPOUT ( PT<sup>3/4</sup>" ) TX441SFV1****SPECIFICATIONS****INSTALLATION****TROUBLESHOOTING**

PROBLEM	CHECK POINT	SOLUTION
Flow rate unsatisfactory	1	Remove and clean

**OPERATING CONDITIONS**

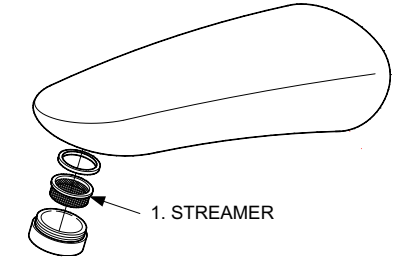
1. Water supply pressure : 0.05 ~ 0.75 MPa.
2. Ensure that water supply is clean ( No Sand, Dirt, Etc.)

**MAINTENANCE**

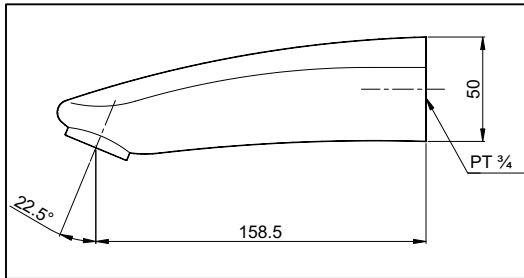
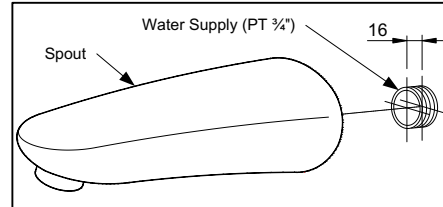
Always wipe chrome plated area with dry soft cloth, and sometimes wipe it with cloth soaked in mild soap.

**ATTENTION**

Use of abrasive cleaning material such as; detergents containing hydrochloric acids, thinner, polishing powder, and nylon brush is not recommended



S06439R

**TOTO****"FIORE" BATH SPOUT ( PT<sup>3/4</sup>" ) TX441SFV1****SPECIFICATIONS****INSTALLATION****TROUBLESHOOTING**

PROBLEM	CHECK POINT	SOLUTION
Flow rate unsatisfactory	1	Remove and clean

**OPERATING CONDITIONS**

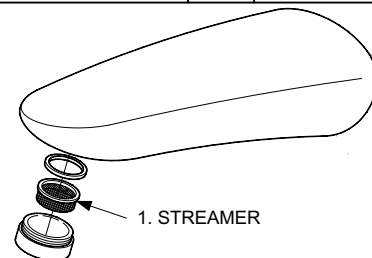
1. Water supply pressure : 0.05 ~ 0.75 MPa.
2. Ensure that water supply is clean ( No Sand, Dirt, Etc.)

**MAINTENANCE**

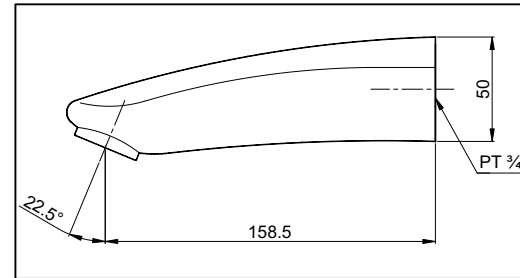
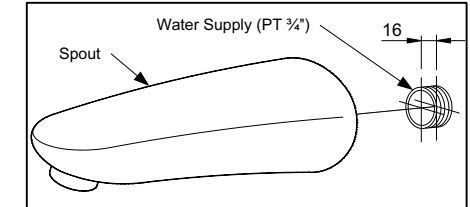
Always wipe chrome plated area with dry soft cloth, and sometimes wipe it with cloth soaked in mild soap.

**ATTENTION**

Use of abrasive cleaning material such as; detergents containing hydrochloric acids, thinner, polishing powder, and nylon brush is not recommended



S06439D

**TOTO****"FIORE" BATH SPOUT ( PT<sup>3/4</sup>" ) TX441SFV1****SPECIFICATIONS****INSTALLATION****TROUBLESHOOTING**

PROBLEM	CHECK POINT	SOLUTION
Flow rate unsatisfactory	1	Remove and clean

**OPERATING CONDITIONS**

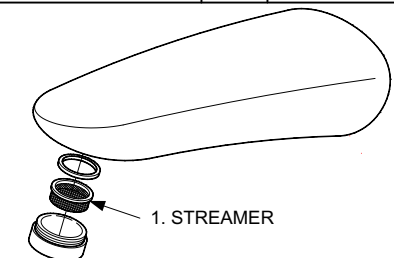
1. Water supply pressure : 0.05 ~ 0.75 MPa.
2. Ensure that water supply is clean ( No Sand, Dirt, Etc.)

**MAINTENANCE**

Always wipe chrome plated area with dry soft cloth, and sometimes wipe it with cloth soaked in mild soap.

**ATTENTION**

Use of abrasive cleaning material such as; detergents containing hydrochloric acids, thinner, polishing powder, and nylon brush is not recommended



S06439D